

Custom Cataract Surgery Options



Understanding Cataracts

Understanding Cataracts

A cataract is a progressive clouding of the eye's natural lens. The clouded lens interferes with light passing through to the retina, making it difficult to see clearly.

Cataract Symptoms

- Dull Colors
- Blurry Vision
- General Vision Distortion
- Difficulty Seeing at Night



Cataract Facts

24X
MILLION

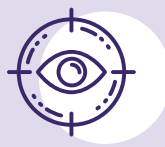
Cataracts affect more than
24 MILLION Americans



AGE is the biggest risk
factor for cataracts



If left untreated,
cataracts can lead to
total vision loss



Surgery is the only
effective treatment
for cataracts



Cataract surgery is one
of the most commonly
performed and safest
medical procedures

Cataract Surgery Step-by-Step

1 CONSULTATION APPOINTMENT

Learn About
Your Options.



2 INSURANCE VERIFICATION

Financing Options
Also Available.



3 SURGERY DAY

Most Cataract
Surgeries Take
About 20 Minutes!



4 RECOVERY

Downtime is
Typically 1-2 Days.



Standard Vs. Custom Cataract Surgery

Cataract surgery works by replacing your eye's clouded lens with an artificial intraocular lens (IOL).

Standard cataract surgery uses a single-focus lens that corrects vision at one distance, so people still need eyeglasses afterwards. Standard cataract surgery is covered by Medicare and most medical insurances.

Custom cataract surgery opens up a world of options with multi-focal corrective lenses. Custom cataract surgery involves some out-of-pocket costs but gives you the opportunity to achieve significant vision correction with little or no dependence on glasses or contacts.

What is a Refractive Error?

A refractive error is a common vision problem that prevents incoming light from focusing directly on the retina, leading to blurred or distorted vision. When you plan your cataract surgery, you can choose an IOL that corrects a single refractive error, such as nearsightedness, or a premium IOL that can correct multiple refractive errors for less dependence on glasses or contact lenses.

Refractive errors include:



Nearsightedness
(myopia)



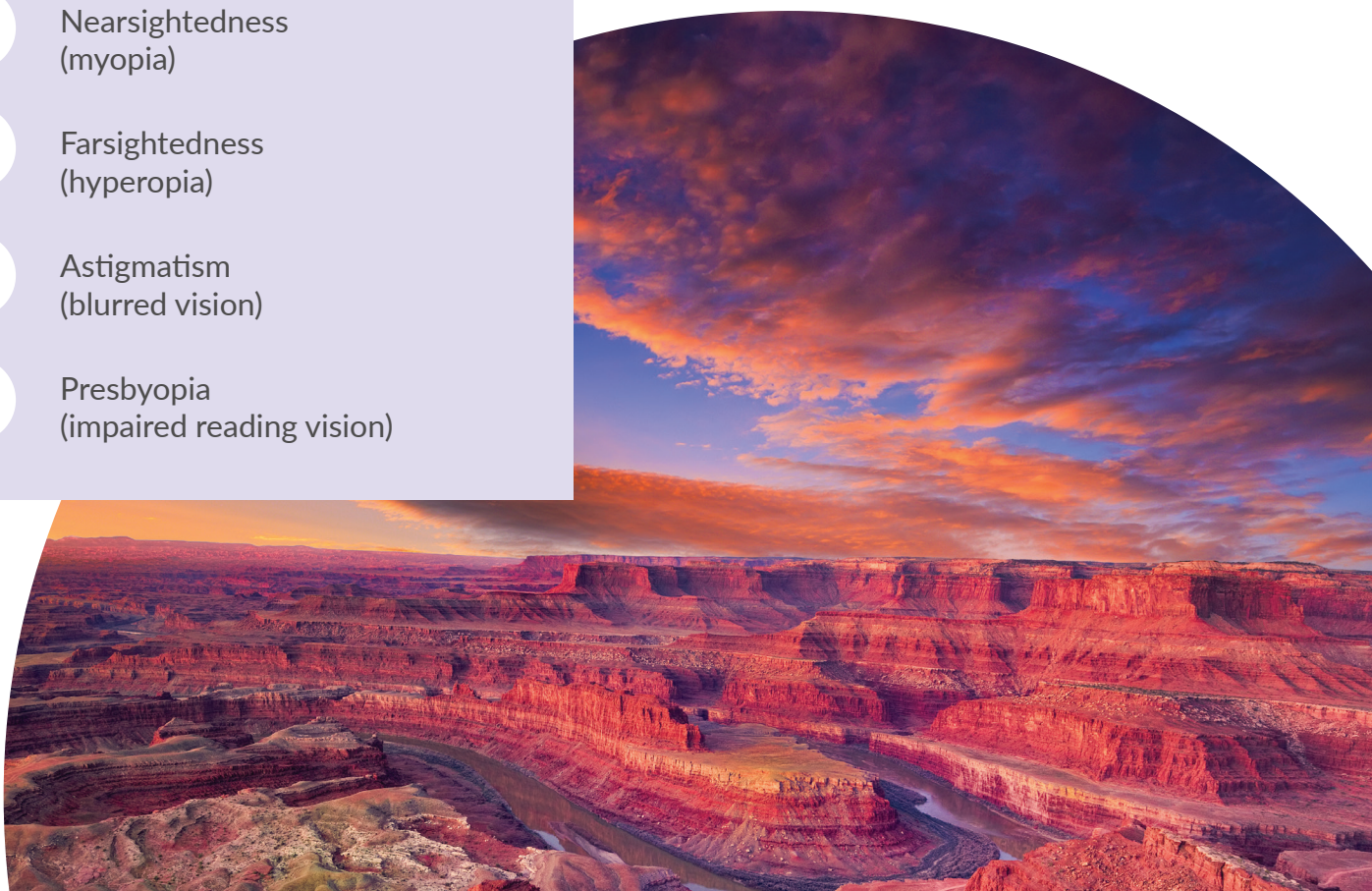
Farsightedness
(hyperopia)



Astigmatism
(blurred vision)



Presbyopia
(impaired reading vision)















Custom Cataract Surgery Packages

Custom Cataract Surgery Packages

Explore Your Options for Visual Freedom

Cataract surgery is an opportunity for you to make choices about your vision. At The Eye Institute of Utah, we offer a full range of IOL options and custom cataract packages. Custom cataract surgery can give you more precise vision correction and the best chance for freedom from glasses or contacts.

	Standard Cataract Surgery	Custom Vision Package	Custom Vision with Astigmatism Package	Custom Vision for Presbyopia Package
Distance Vision				
Intermediate Vision				
Near Vision				
Astigmatism Correction	X	X	✓	✓
Good for Previous Laser Vision Surgery (RK, LASIK or PRK)	Not Recommended	Better Option	Better Option	Best Option for Clear Vision at All Ranges
ORA Warranty	Not Included	✓	✓	✓

Cataract Surgery Technology

The highly experienced cataract surgeons at The Eye Institute of Utah are proud to offer a variety of advanced options for fully customized cataract surgery. When these advanced technology options are combined with a premium lens (IOL), patients can achieve refractive outcomes with significantly improved vision at all ranges of vision.

ORA™ (Optiwave Refractive Analysis) with VerifEye™

With the ORA System, your cataract surgeon gains real-time, intraoperative guidance that ensures optimal outcomes. This cutting-edge technology provides a detailed analysis of your eye's unique characteristics, including measurements of lens power, astigmatism correction, and alignment. By integrating this data into the surgical process, the ORA System assists the surgeon in making real time informed decisions, resulting in enhanced visual outcomes and reduced need for post-operative correction.

Cataract Recovery: What to Expect

Cataract surgery is typically an outpatient procedure with a quick and comfortable recovery. Patients can expect noticeably better vision the day after surgery, which will continue to improve as the eye heals.

Cataract Surgery Recovery:



Plan for someone to drive you to and from your procedure



Expect 1 to 2 days of downtime after surgery



Your doctor may prescribe several weeks of eye drops



Follow up appointments will be scheduled

Why Choose The Eye Institute of Utah for Your Cataract Surgery

Here are just a few of the reasons that patients trust us
for their cataract care:

- Experienced and skilled cataract surgeons
- Compassionate and caring staff
- Treatment plans that are personalized to meet your unique needs
- A track record of providing high-quality eye care in the Intermountain West for more than 40 years
- Fully equipped, state-of-the-art facility with top of the line technology

Meet Our Surgeons

Kristin Bretz, MD



Specialties: *Cataract & Glaucoma Surgery*

Dr. Bretz specializes in cataract & glaucoma surgery. She regularly uses advanced filtration devices for surgical treatment of glaucoma & other evolving minimally invasive glaucoma surgery technologies. She also performs refractive cataract surgery utilizing the most advanced technology.

Zachary Zavodni, MD



Specialties: *Cornea, Refractive, & Cataract Surgery*

Dr. Zavodni specializes in the diagnosis & treatment of advanced corneal diseases, cataract & refractive surgery. He performs corneal transplant surgeries as well as a variety of advanced vision correction surgeries such as topography-guided LASIK, PRK, EVO ICL, Refractive Lens Exchange, and custom cataract surgery.

Samuel F. Passi, MD



Specialties: *Cornea, Refractive, & Cataract Surgery*

Dr. Passi performs a wide variety of anterior segment surgeries including LASIK, PRK, EVO ICL, RLE, cataract surgery & more. He specializes in the management of chronic dry eye disease and offers a wide array of advanced treatment options.

Mitchell J. Goff, MD



Specialties: *Retinal and Vitreous Diseases, Macular Degeneration, and Diabetic Retinopathy*

Dr. Goff is a specialist in treatment of retinal & vitreous diseases including diabetic retinopathy, macular degeneration, retinal occlusive disease, retinal detachment repair and ocular trauma.

755 East 3900 South
Salt Lake City, UT 84107

(801) 266-2283

TheEyeInstitute.com

